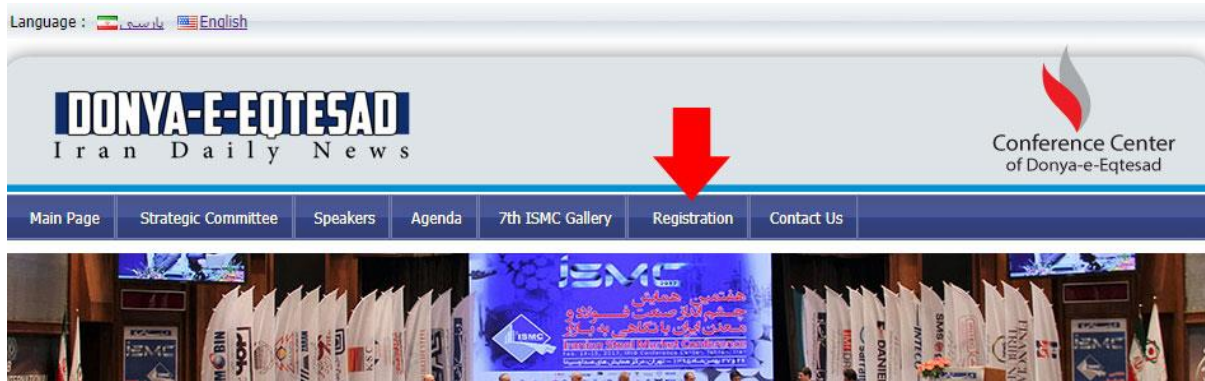


Registration in 8th ISMC

To register in 8th ISMC, click on registration button in the menu bar as it is shown below.



Now click on the link below.

The screenshot shows the registration page for the Iranian Steel Market Conference 2018. A red arrow points to a button that says "To Register in Conference, Please Click Here". Below this is a table with registration rates and conference book advance fees.

Registration		Early Bird Before 1 Dec. 2017	Standard Rate Thereafter	Conference Book Adv.	
1st Delegate		950 €	1200 €	Inside Cover	2000 €
2nd Delegates		850 €	1100 €	Page 1	2500 €
3rd+ Delegates		750 €	1000 €	Page 2 and 3	1300 €
VIP Dinner Ceremony			200 €	Other Pages	1000 €

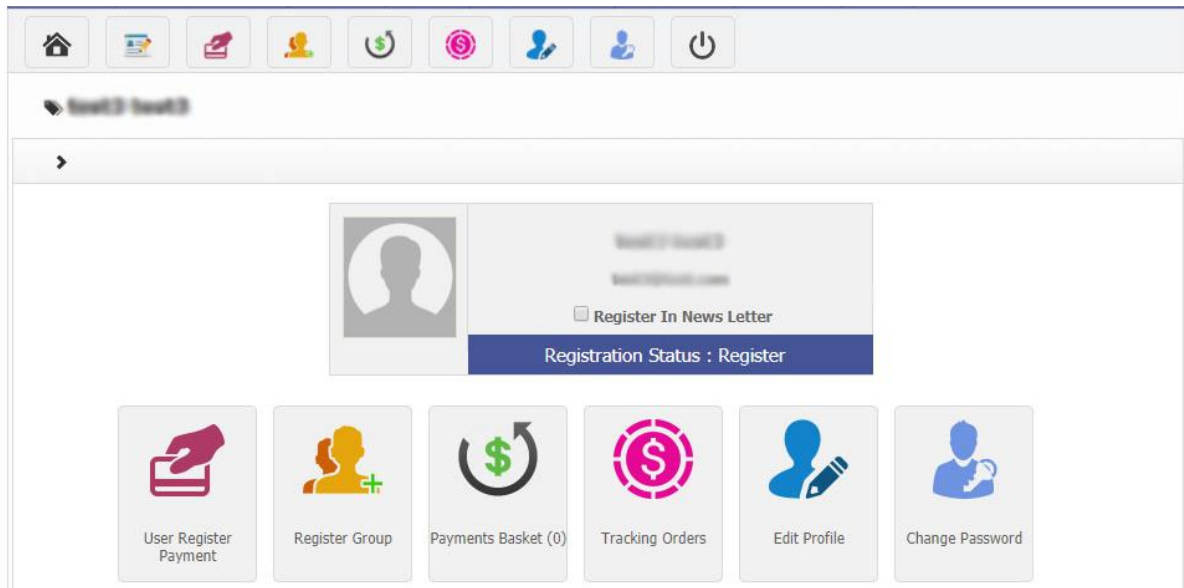
In the page below, add information of one of your group members (head of the group) and click on register button.

The screenshot shows the top navigation bar of the Donya-e-Eqtasad website. The logo "DONYA-E-EQTESAD Iran Daily News" is on the left, and the "Conference Center of Donya-e-Eqtasad" logo is on the right. The navigation menu includes: Main Page, Strategic Committee, Speakers, Agenda, 7th ISMC Gallery, Registration, and Contact Us. Below the menu is a "Register" button. The registration form contains fields for Name, Last Name, and Email. A CAPTCHA image shows the text "57SM8". A "Register" button is at the bottom right of the form. The footer contains the copyright notice "Copyright © Donya-e-Eqtasad Media Group All Rights Reserved" and the text "Powered by HOMA" with a logo.

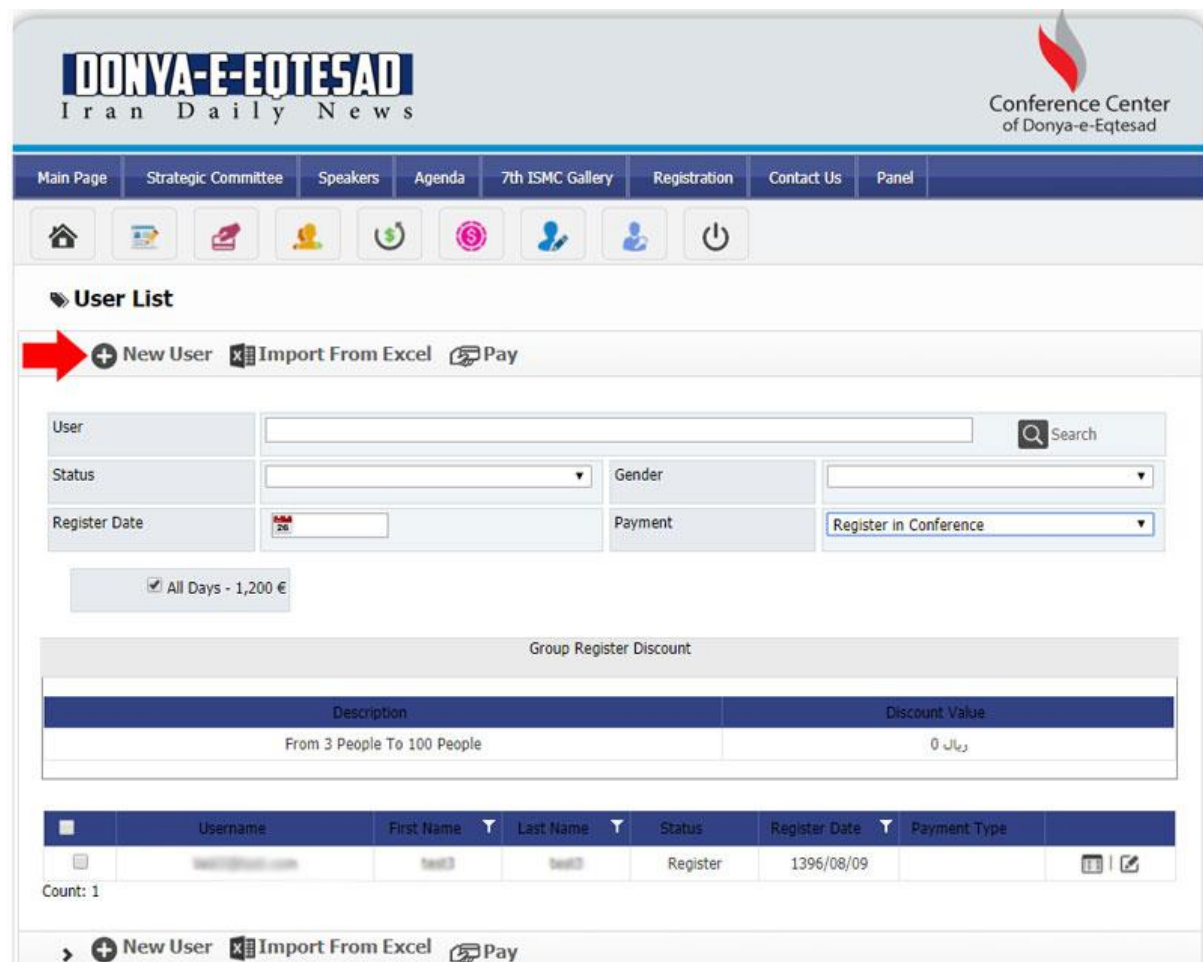
Complete your information on next page and click on the 'Save'.

The screenshot shows a detailed registration form. The top section includes fields for Number (105111), Username, Password, Repeat Password, PrefixTitle, First Name, Last Name, Gender (radio buttons for Male and Female), Email, and Cellphone. A "Picture" field has a "Max File Length (200KB)" and a "Select" button. Below this is a "Registration Form" section with fields for Company Name, Field of Activity, Job Position, Educational Degree, Address, and Phone Number. A CAPTCHA image shows the text "5LIRQ". A "Save" button is located at the bottom right of the form.

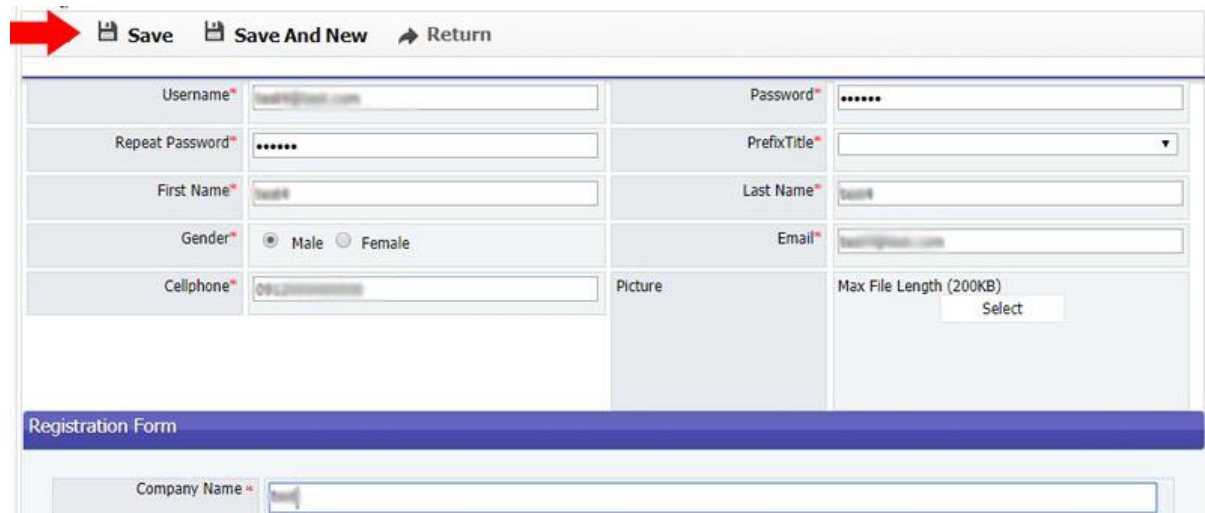
Now you are logged on your Panel. To register in conference in a group, click on 'Register Group' button.



On this page click on 'New User' button in order to add the other members.

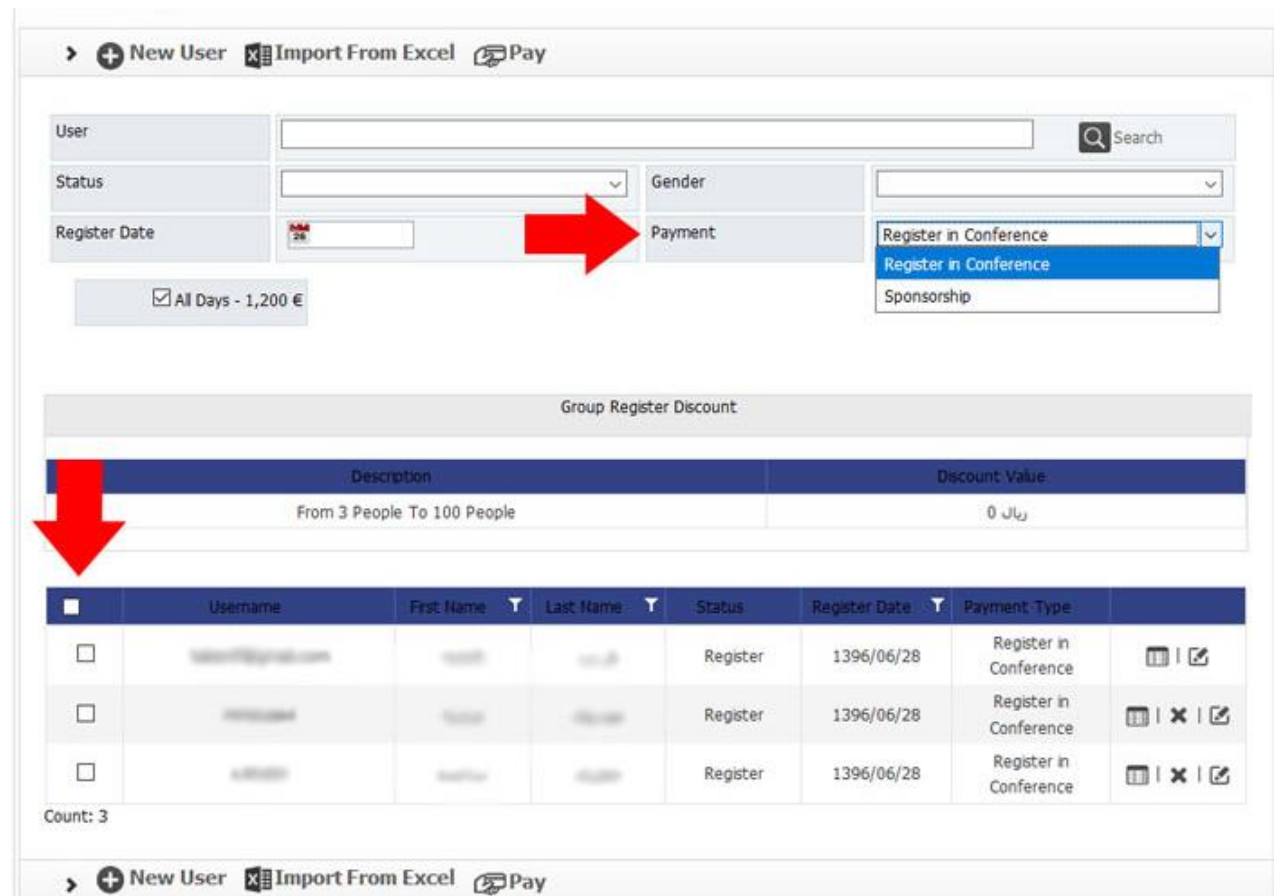


Now fill the fields of information for any individual in your group and then click on 'Save' button.



The screenshot shows a registration form with the following fields: Username, Password, Repeat Password, Prefix Title, First Name, Last Name, Gender (Male/Female), Email, Cellphone, and a Picture upload area with a 'Select' button. At the bottom, there is a 'Company Name' field. A red arrow points to the 'Save' button in the top navigation bar.

After your group member's registration, select your payment. You may select related kind of sponsorship, if your company is sponsor of the conference. Unless select 'Register in Conference' in 'Payment' field. Then choose all of the users in 'Username' bar to make the payment for them.



The screenshot shows a user management interface. At the top, there are buttons for '+ New User', 'Import From Excel', and 'Pay'. Below these are search and filter fields for User, Status, Register Date, Gender, and Payment. A red arrow points to the 'Payment' dropdown menu, which is open and shows options: 'Register in Conference', 'Register in Conference', and 'Sponsorship'. Below the filters is a 'Group Register Discount' table with columns 'Description' and 'Discount Value'. A red arrow points to the first row of this table. At the bottom, there is a table of registered users with columns: Username, First Name, Last Name, Status, Register Date, and Payment Type. A red arrow points to the first row of this table. The 'Payment Type' for all users is 'Register in Conference'. At the bottom left, it says 'Count: 3'. At the bottom, there are buttons for '+ New User', 'Import From Excel', and 'Pay'.

Description	Discount Value
From 3 People To 100 People	0 ريال

Username	First Name	Last Name	Status	Register Date	Payment Type
test@group.com	test	test	Register	1396/06/28	Register in Conference
test@group.com	test	test	Register	1396/06/28	Register in Conference
test@group.com	test	test	Register	1396/06/28	Register in Conference

On the next page, click on 'Confirm'.




You can pay via our account number in U.A.E.


Account Name	CGT MIDDLE EAST LLC
Bank Name	COMMERCIAL BANK INTERNATIONAL
Bank address	Dubai Main Branch
Account No. (AED)	100011472239
IBAN No.	AE920220000100011472239
Swift Code	CLBIAEAD



Account Name	CGT MIDDLE EAST LLC
Bank Name	COMMERCIAL BANK INTERNATIONAL
Bank address	Dubai Main Branch
Account No. (AED)	120011472251
IBAN No.	AE320220000120011472251
Swift Code	CLBIAEAD

Now you must upload the payment document on website and then click on 'Pay'.

Pay

  Pay  Return

Pay Type	<input checked="" type="radio"/> Documnet <input type="radio"/> OnlinePay	Track Your Order Number	10000103721
Document Number	<input type="text"/>	Account Number	20681002406912 (بانک پاسارگاد)
PayDate	13:00  1396/08/09	Documnet Scan	Max File Length (200KB) <input type="button" value="Select"/>
Amount	2,400 €	Payer Title	
Description	Registration fee [Link]		

 Pay  Return

If your payment is made successfully, you can see this message.

The screenshot shows the website header with the logo 'DONYA-E-EQTESAD Iran Daily News' and the 'Conference Center of Donya-e-Eqtasad' logo. The navigation menu includes 'Main Page', 'Strategic Committee', 'Speakers', 'Agenda', '7th ISMC Gallery', 'Registration', 'Contact Us', and 'Panel'. Below the menu is a row of icons for home, documents, registration, user profile, currency, payment, group, and power. The main content area displays a green message: 'Payment was successful'. Below this is a table with payment details:

Payer Title	test test	Track Your Order Number	10000103721
Pay Type	Documnet	Documnet Scan	
Document Number	0000000000	Account Number	20681002406912
PayDate	1396/08/09	Total Amount	2,400 €
Description	Registration fee test test (test@test.com)		

At the bottom of the message, there are 'Print' and 'Return' buttons.

After 24 hours, log on your user panel, print your card in 'Cards' item and take it in the conference day.

The screenshot shows a user panel with a profile picture placeholder and the text 'test test' and 'test@test.com'. There is a checkbox for 'Register In News Letter'. Below this, the registration status is 'Payment Confirmation' and the participation type is 'Register in Conference'. A red arrow points to the 'Cards' icon in a grid of navigation options. The grid includes: Cards, Hotel, WorkShops, Register Group, Payments Basket (0), Tracking Orders, Edit Profile, Change Password, and Logout.

For any further information call: +98-2187762358.